

FIELD TRIP OPPORTUNITIES AND CURRICULUM OFFERINGS AT CHIEFTAINS MUSEUM/MAJOR RIDGE HOME 2021-2022

Major Ridge was born around 1771 in a village in the southeastern portion of present day Tennessee. In 1819, Ridge moved his family into a two-story log cabin onto this property on the Oostanaula River. In 1828, Ridge and his son John oversaw renovations of the cabin. When the work was finished, the cabin had become a white clapboard plantation home. Here the Ridge family oversaw a ferry, trading post and a working plantation complete with crops, orchards and slaves.

Chieftains Museum/Major Ridge Home is a National Historic Landmark and one of only a few private entities to be certified by the National Park Service as a site on the Trail of Tears. Major Ridge, whose old home Chieftains now occupies, was one of the signers of the Treaty of New Echota, which resulted in the forced relocation of the Cherokee people.

The house has grown significantly since Ridge's departure and important examples of Northwest Georgia architecture can be seen in the various additions to the structure. It is the connection with the Cherokees, however, that gives the site a prominent position in America's history.

Today, the museum presents interpretive exhibits (permanent and temporary), educational programs, and special events that pertain to the Ridge family and Cherokee history and culture. In recent years, the Floyd County Master Gardeners have worked hard to create The Major Ridge Demonstration Garden. The garden features trees, shrubs, and raised beds to demonstrate the types of plants native to our area, those used by Native Americans, and those that were grown on the Ridge farm to provide visitors to the campus with a "living" classroom.

The museum offers schools programs that are directly related to Georgia curriculum requirements at the historic property of Major Ridge and presents a unique opportunity for students to experience a significant part of American history in their own community.

Each field trip includes a house tour, a garden tour, and one activity of the teacher's choice. For the 2017-2018 school year, the museum's program/activity offerings are included on the following pages.

501 Riverside Parkway
Rome, GA 30161


Phone: (706) 291-9494
Email: chmuseum@bellsouth.net
Find us online:
www.chieftainmuseum.org



School group tours only available
on Thursdays and Fridays.

Admission: \$2.00 per child.
Payment due in advance or the
day of the field trip.

Duration of tour and activity:
Approximately 45 to 75 minutes



KINDERGARTEN—1ST GRADE

- **Animal Totem Necklace**—Learn the importance and symbolism of animals in the Cherokee world. Students will make a necklace to decorate and take home. Requires students to know their birth month to determine which animal totem they will receive. Relates to the following standards: SSKH3, SSKG1, SS1H1, SS1G1
- **What is it? Archaeology Activity**—Handle, analyze, and discuss artifacts to try to determine their uses in the daily lives of Native Americans. Students will make a gorget, ornaments worn around the neck by a string. Relates to the following standards: SSKH3, SSKG1, SS1H1, SS1G1
- **Cherokee Culture**—Experience Cherokee culture by playing modified versions of their games including a relay and what is known today as “hot potato.” Relates to the following standards: SSKH3, SSKG1, SS1H1, SS1G1
- **Create a Log Cabin**—Learn about Cherokee housing by creating and decorating your own paper cabin to take home. Relates to the following standards: SSKH3, SSKG1, SS1H1, SS1G1
- **Cherokee Mission School**—Learn about mission schools in the Cherokee Nation by completing a weaving activity to take home. Relates to the following standards: SSKH3, SSKG1, SS1H1, SS1G1
- **What Would You Save?**—Discuss the Trail of Tears by completing an activity page designed to teach the students about the types of items the Cherokee people owned and what they were able to take with them during the nearly 800 mile journey to Oklahoma Territory. Relates to the following standards: SSKH3, SSKG1, SS1H1, SS1G1
- **How the Bee got its sting**—Learn a Cherokee legend about bees and make a bee finger puppet to take home. Relates to the following standards: SSKH3, SSKG1, SS1H1, SS1G1
- **The Three Sisters**—Learn the legend of the Three Sisters and complete either a corn husk doll or a dance rattle using dried corn or beans. SSKH3, SSKG1, SS1H1, SS1G1, S1L1


School group tours only available on Thursdays and Fridays.

Admission: \$2.00 per child. Payment due in advance or the day of the field trip.

Duration of tour and activity: Approximately 45 to 75 minutes


501 Riverside Parkway
Rome, GA 30161

Phone: (706) 291-9494
Email: chmuseum@bellsouth.net
Find us online:
www.chieftainmuseum.org



2ND—5TH GRADE

- **Animal Totem Necklace**—Learn the importance and symbolism of animals in the Cherokee world. Students will make a necklace to decorate and take home. Requires students to know their birth month to determine which animal totem they will receive. Relates to the following standards: SS2H1-2, SS3H1, S3L1
 - **Cherokee Syllabary** —Hear about Cherokee Sequoyah who invented a written alphabet, called a syllabary, for his people. Students learn to write a Cherokee word by decorating a refrigerator magnet to take home. Relates to the following standards: SS2H1-2, SS2CG3, SS3H1
 - **Cherokee Culture**—Experience Cherokee culture by playing modified versions of their games including a relay and what is known today as “hot potato.” Relates to the following standards: SS2H1-2, SS2G2, SS3H1
 - **Major Ridge Scavenger Hunt**—Explore the museum to discover information about Major Ridge and Cherokee history by completing a scavenger hunt. Relates to the following standards: SS3H1, SS4H3
 - **What is it? Archaeology Activity**—Handle, analyze, and discuss artifacts to try to determine their uses in the daily lives of Native Americans. Students will make a gorget, ornaments worn around the neck by a string. Relates to the following standards: SS2H1-2, SS2G2, SS3H1, S3E2
 - **Cherokee Mission School**—Learn about mission schools in the Cherokee Nation by completing a weaving activity to take home. Relates to the following standards: SS2H1-2, SS3H1
 - **What Would You Save?**—Discuss the Trail of Tears by completing an activity page designed to teach the students about the types of items the Cherokee people owned and what they were able to take with them during the nearly 800 mile journey to Oklahoma Territory. SS2H1-2, SS3H1-2, SS4H3
 - **Cherokee Language**—Learn about the Cherokee Syllabary through a code breaker worksheet. Relates to the following standards: SS2H1-2, SS2CG3, SS3H1
 - **Major Ridge Math Challenge**— Use historical facts about the Major Ridge farm and Chieftains Museum to solve math problems by completing a math worksheet. SS2G2, SS2E2, SS3H2, SS4E1, SS5E1, MGSE2.OA.1– 2, MGSE2.MD.8, MGSE3.OA.3, MGSE4.OA.2, MGSE5.NBT.5-7
 - **The Three Sisters**—Learn the legend of the Three Sisters and complete either a corn husk doll or a dance rattle using dried corn or beans. SS2H1-2, S2E3, SS3H1, S5L1
-
-



6TH—12TH GRADE

- **Major Ridge Scavenger Hunt**—Explore the museum to discover information about Major Ridge and Cherokee history by completing a scavenger hunt. Relates to the following standards: SS8H1, SS8H4, SSUSH6, SSUSH7
- **Cherokee Land Lottery**—Learn about the distribution of Cherokee land by the state of Georgia in 1832 and 1833. Students determine who was eligible for the land lottery from a simulated primary source document. Relates to the following standards: SS8H4
- **What is it? Archaeology Activity**—Handle, analyze, and discuss artifacts to try to determine their uses in the daily lives of Native Americans. Relates to the following standards: SS8H1, SS8H2
- **Scavenger Selfies**—Tour the Major Ridge Demonstration Garden and museum campus and complete a scavenger hunt by taking selfies with various objects found around the property. SS8H1, SS8H4, SSUSH6, SSUSH7
- **Cherokee Misconceptions**— Learn about historical misconceptions pertaining to the Cherokee people by completing and discussing a true or false worksheet. SS8H1, SS8H4, SSUSH6, SSUSH7
- **Trading with the Cherokee**— Learn about Cherokee trading practices with Europeans and other Natives by completing a math challenge game. SS8H1, SS8H4, SSUSH6, SSUSH7, MGSE6.NS.1, MGSE7.EE.3, MGSE9-12.N.Q.2

501 Riverside Parkway
Rome, GA 30161

Phone: (706) 291-9494
Email: chmuseum@bellsouth.net
Find us online:
www.chieftainmuseum.org

School group tours only available on Thursdays and Fridays.

Admission: \$2.00 per child. Payment due in advance or the day of the field trip.

Duration of tour and activity: Approximately 45 to 75 minutes
